

Harleston Sancroft News



HARLESTON SANCROFT
ACADEMY

Message from Mrs Price

It has been a busy and technically challenging week for us all this week and I would like to start off by thanking you for your patience whilst we try to get our systems back up and running. As you can appreciate, this is not an easy task when relying on a multitude of external contractors to all play their part. Please remember that you can still contact us through the secondary phase. I am also able to access my emails remotely so please feel free to email me should you need to.

Thank you so much with your support with our new uniform roll out, its been interesting to see the gradual shift from blue to grey. Just a few reminders - PE shorts need to be plain black (either uniform). Plain black hoodies can be worn for this year only as they were part of the blue uniform, but like the shorts, they must be black and they must be plain without any logos. From this week, should children be in the incorrect uniform we will be offering them the correct item to wear during the day. As always, if you need any support with uniforms please contact me to talk it through.

Our first revisit to reading cafes since precovid happened this morning and were incredibly successful. Going forward there will be lots of opportunities for you to come in during these times to support your children with a variety of subjects. Look out for our up and coming maths cafes, we will be focusing on fluency this term.

Mrs Price x

Harleston Sancroft Values

Our value for this half term is

Hope

Our collective worship theme for the week beginning is



Planting Hope



Harleston Sancroft Prayer

Dear Lord

By your light we know that;

Hope inspires us

Perseverance strengthens us

Wisdom develops us

Love guides us

Respect shapes us

Faith supports us

We thank you for bringing us together as a community to flourish and grow, through God's love, to live life in all its fullness.

Amen

Sign up to Dojos

Have you signed up to ClassDojo yet? We use ClassDojo to share learning, events, dates, information and to celebrate our amazing children.

The service is free (ignore any pop-ups asking you to subscribe - you don't need to, just click on the X or 'not now').

You will need your child's class code, which their teacher can provide you with.

You can sign up by clicking on this [link](#)

Attendance

This week the class with the best overall attendance was:

4S with 98%

The whole school attendance for this week was:

96%

Punctuality:

For reception, key stage 1 and key stage 2, the children are expected to be at their classroom door between 8.30am and 8.40am. Registers will be taken from 8.40am and lessons commence at 8.50am.



Harvest Festival

Donations Please!

This year, our Harvest Festival will be supporting the Waveney Foodbank which is a Christian Charity.

To support this excellent cause, we are asking for a donation from each child of non-perishable food. Items such as

- pasta sauce
- instant mash
- tinned tomatoes
- rice pudding
- coffee
- sugar
- long life fruit juice
- canned/jarred goods

Your donations can be brought into school from Monday 25th September.

Your donations will be helping to make a difference and we thank you for your goodwill and support.



Notices

Lost Property -

We still have lots of lost property building up in the office. (Lunch Boxes, water bottles, jumpers and more)

Please remember to put names in all pieces of uniform so that we can make sure these get home to you.

Dates to Note

3rd Oct - Year 5 Trip to West Stow

10th Oct - Reception Come and Play sessions

18th Oct- Reception intake - Open Day

22nd Sept - Reading cafe

13th Oct - Reading cafe

23rd - 27th Oct - October half term

30th Oct - First day back after half term

5th December - Reception intake - Open day

21st Dec- 4th Jan - December half term

Clubs -

Please note that we still have spaces in the Tag Rugby and Musical Theater after school club starting next week. Please let us know if your child would like to join by contacting the school office on primary@sancroft.stbenets.org.

We have had loads of interest for after school clubs and will let you know which club your child will be attending by Monday.

Wellbeing

We have had some brilliant applications from students for the role of Wellbeing Councillor. We are holding interviews early next week and they will begin their training very soon. We are looking forward to hearing all their ideas and supporting them to ensure school is a safe and kind place for everyone.

Pastoral Team (Primary Phase)

Dan Stagg (Assistant Headteacher - Inclusion)

Laura Botwright (SENCO)

Jason Mullen (Pastoral Support Worker)

Katie Kinsella (SEND Teacher)

If you have any questions or concerns regarding any pastoral matters, we are here to support you.



SEND

SENCo

If you want to contact Mrs Botwright to discuss your child or anything SEND, you can do this via the school office or email:

lbotwright@sancroft.stbenets.org



Making Sense of SEND INFORMATION FAIR



Visit a range of service information stands, listen to a guest speaker, and meet like-minded parents and carers.
Free refreshments provided.

 **King's Centre, Great Yarmouth**

 **Tuesday 3rd October 2023**

 **10am-12pm**


 Do you need health advice for your child aged 0-19? 

Visit:
JustOneNorfolk.nhs.uk

 Norfolk's online NHS resource for families

Text: 
Parentline
07520 631590

Call:
Just one Number
0300 300 0123

 Mon - Fri:
8am - 6pm
Sat:
9am - 1pm

Parent Session:

Our first parent meeting is Friday 13th October 9-10am if you would like to attend please email Mrs Botwright: lbotwright@sancroft.stbenets.org

Friends of Harleston

Please see below a letter from The Friends Of Harleston Regarding a Christmas Card Activity. Sent on the 18th September.

Dear Parents/Carers,

We are writing to share a Christmas fundraising activity with you, some of you may remember the Christmas card project that we used to run. It has been a couple of years since we last did this and as a few parents have asked about it, we thought we would provide the opportunity again

We are sure that you appreciate the staff are extremely busy at present, settling the children into the new term. So this year we will be asking for this to be a **HOME PROJECT** for you to do with your child/children.

Art works will need be created on white or coloured paper/card and **MUST BE A4 IN SIZE ONLY.**

If you don't have access to A4 paper, do pop along to the school office as we will ensure that some is provided for you.

We would encourage you to use bold, bright colours and this can also include paint, collage or batik if you wish.

Please **DO NOT** use pencils or crayons, for full details please see the helpful leaflet attached.

There is a tight turn around on this project, as your child's art work **MUST BE BACK IN THE OFFICE BY THE END OF THE SCHOOL DAY ON MONDAY 2ND OF OCTOBER.**

It is essential that you keep your child's artwork flat, please ensure that your child's name and class are written on the back in **PENCIL ONLY.**By doing this, it will help ensure that the PTA has time to organise the art prior to posting on the Friday. Art Projects will then return the artwork to the primary phase once scanned; these will then be returned to you ASAP with full details on how to order your Christmas cards and other exciting personalised items.

No late entries can be added after they have been sent off, so please do bear that in mind.

We look forward to receiving your child's artwork.

CHRISTMAS CARD PROJECT

CLASS TEACHER GUIDE

- 1 Create artworks in class on A4 size paper or card and please follow the Artwork Guidelines.
- 2 Once the artworks are complete (and are dry, if using paint etc.), complete a unique artwork label with the child's name and class, stick a label onto the reverse of every artwork with the arrows indicating the top of the artwork. **Please DO NOT photocopy artwork labels.**
- 3 Place your artworks into the class envelope for the organiser to collect for submission to APFS for scanning on the agreed date.
- 4 Once artworks are returned to you, after scanning, please send home immediately, along with one of the supplied leaflets. Families can then personalise their cards and place their orders online by visiting: www.apfsorders.co.uk. Please make them aware of the shop deadline date, which you should find written on the front of your class envelope.
- 5 All completed orders will be returned to school, for distribution to families.

ARTWORK GUIDELINES FOR BEST RESULTS

See overleaf for examples

- Artworks should be created on white or coloured paper/card and must be A4 in size (210mm x 297mm). Please avoid using black paper/card and any with a glossy/shiny finish.
- We recommend using good quality paper. As a guide if you can see through it, it's too thin!
- Designs can be portrait or landscape. Fill the whole page for the best effect when printed. Please ensure that important parts of the artwork, such as any writing, is kept away from the edges.
- Encourage bold, bright colours, best techniques could involve paint, collage or batik.
- Pencil drawings do not reproduce well and are often not visible when printed, so please do not create drawings using pencils. We can not improve the quality of the drawings and therefore do not offer re-prints or refunds.
- Collage artworks (maximum depth 5mm) look very effective when printed. A wide range of materials can be used, such as tissue paper, cotton wool and fabric. Please make sure they are securely fixed. Please do not use glitter or shiny items.
- Do not use images which have been reproduced using a photocopier or printer as these will show reflection or print lines, resulting in disappointing printed items. If using photos, ensure they are not a glossy finish.



SCAN ME FOR ART IDEAS AND TECHNIQUES

CHRISTMAS CARD PROJECT

ARTWORK TIPS FOR BEST RESULTS

USE BOLD BRIGHT COLOURS

The brighter the better. These will print most effectively. Use coloured paper/card for good background colour too.



BE CAREFUL OF THE EDGES

Keep any important words and details away from the edges as 2-3mm are trimmed off when printed.



PLEASE DO NOT USE PENCILS OR CRAYONS AND BE CAREFUL OF THE EDGES!

FILL THE WHOLE PAGE

We print the whole A4 page, so please avoid tiny drawings on just one part of the paper as these will print with a lot of empty space around them.



COLLAGE LOOKS VERY EFFECTIVE

Use a wide range of art materials to create artworks. Please stick items on securely.



Art projects for schools



01227 262417 info@apfs.org.uk apfs.org.uk



01227 262417 info@apfs.org.uk apfs.org.uk



Art projects for schools



Friends of Harleston Sancroft Academy

AGM

Annual General Meeting

EVERYONE IS WELCOME

Stay informed and get involved.

Refreshments will be provided.

**The Training Room,
Secondary Phase, Wilderness Lane
Tuesday 17th October 2023 at 7.15 PM**



Directions to the training room will be visible on the night. We look forward to welcoming you.

Parentkind
Member Association

Safeguarding

Designated Safeguarding Leads (DSLs)

Mrs Botwright – Assistant Head/SENCO

Mrs Price – Head of School

Mr Stagg – Assistant Head

Mr Mullen – Pastoral Lead

Mrs Barber – Office Manager

What is a DSL?

A designated safeguarding lead (DSL) is a member of staff who has received specialist training in whole school safeguarding. A DSL will manage safeguarding in school, deliver training to all staff and will also work with outside agencies to help keep children safe.

A DSL will also follow up any concerns that have been raised about the safety and wellbeing of a child.

KEEPING CHILDREN SAFE
IS EVERYONE'S
RESPONSIBILITY



If you have concerns about the safety and wellbeing of a child, then you can always pass this on to a member of staff. Alternatively, any member of the public can ring the **Norfolk Children's Advice and Duty Service (CADS) on 0344 800 8020.**


Sometimes following up safeguarding questions means having difficult conversations with parents and carers. These conversations are necessary in order to do our job and to develop our understanding of a situation and what we can do to help.

Highlights from our week

Nursery

Our topic this week in Nursery has been sensory

The children have had lots of fun making dough, exploring paint and textures in different ways.



Check out your own child's Tapestry account for further updates!

Reception



Exploring 'The Colour Monster' story in Reception this week has been great fun! Relating our feelings to colours to help us express ourselves, we have made our own colour monsters and enjoyed exploring colour in a variety of ways.

Dove

We have been focusing on social skills and interactions this week. We have been sharing spaces, sitting together at lunch, interacting with each other at different times.




ClassDojo Highlights

Year 1-2



During our guided reading sessions, we have been working on how to be the best reading partner.

In our art lesson we have been thinking about the primary colours and experimenting with mixing to make secondary colours.



In science we are looking at the human body. This week we drew a picture of ourselves and annotated it with the things we need in order to survive.

**Check out your own child's
ClassDojo page for further updates!**

ClassDojo Highlights


Year 3



In Science this week, we have been investigating rocks Making careful observations to see which are permeable and which are impermeable and then recording our findings.

Check out your own child's ClassDojo page for further updates!

Year 5



In English this week we have been trying to include cohesion in our character descriptions.